

## Element LD 60/220...240/1A4

ELEMENT | Compact Constant Current LED Drivers – Non dimmable



### Areas of application

- Spotlight and downlight installations for shops
- Recessed luminaires
- Suitable for luminaires of protection classes I and II
- Suitable for indoor SELV installations

### Product benefits

- Compatible with LEDs with Chip-On-Board technology and discrete LEDs
- High efficiency
- Simple installation and wiring

### Product features

- Available with wattages up to 60 W
- Constant output current
- Integrated cable clamp for luminaire and independent installation
- Operated with Safety extra-low voltage (SELV): < 60 V
- Reversible overtemperature, overload, short-circuit and open-circuit protection

## Technical data

### Electrical data

Nominal input voltage	220...240 V
Mains frequency	50...60 Hz
Input voltage AC	220...240 V <sup>1)</sup>
Total harmonic distortion	< 10 %
Power factor $\lambda$	0.98 <sup>2)</sup>
ECG efficiency	>90 % <sup>3)</sup>
Device power loss	8.8 W <sup>4)</sup>
Inrush current	< 16 A <sup>5)</sup>
Max. ECG no. on circuit breaker 10 A (B)	15
Max. ECG no. on circuit breaker 16 A (B)	20
Max. ECG no. on circuit breaker 25 A (B)	-
Surge capability (L/N-Ground)	1 kV
Surge capability (L-N)	1 kV
Nominal output voltage	21...42 V <sup>6)</sup>
U-OUT (working voltage)	60 V
Nominal output current	1400 mA
Output current tolerance	±10 %
Output ripple current (100 Hz)	15 %
Nominal output power	60 W
Galvanic isolation	SELV

1)  $V_{AC}$

2) Full load at 230 V/50 Hz

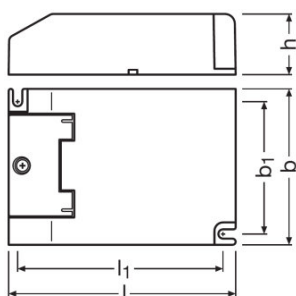
3) At full load and 230 V / Typical / At 50 Hz

4) At 230 V / Input power 67.8 W max.

5)  $t_{width} = 50 \mu s$  (measured at 50 %  $I_{peak}$ )

6) DC voltage

## Dimensions & weight



<b>Length</b>	110.0 mm
<b>Width</b>	75.0 mm
<b>Height</b>	29.5 mm
<b>Mounting hole spacing, length</b>	99.0 mm
<b>Mounting hole spacing, width</b>	64.0 mm
<b>Product weight</b>	185.00 g
<b>Cable cross-section, input side</b>	0.5...1.5 mm <sup>2</sup>
<b>Cable cross-section, output side</b>	0.5...1.5 mm <sup>2</sup>
<b>Wire preparation length, input side</b>	8.0...9.0 mm
<b>Wire preparation length, output side</b>	8.0...9.0 mm

## Colors & materials

<b>Casing material</b>	Plastic
------------------------	---------

## Temperatures & operating conditions

<b>Ambient temperature range</b>	-10...+45 °C
<b>Maximum temperature at tc test point</b>	85 °C
<b>Max.housing temperature in case of fault</b>	110 °C
<b>Permitted rel. humidity during operation</b>	5...85 %

## Lifespan

<b>ECG lifetime</b>	30000 h <sup>1)</sup>
---------------------	-----------------------

<sup>1)</sup> At  $T_{case} = 85^{\circ}C$  at  $T_c$  point / 10% failure rate

## Product datasheet

### Expected Lifetime

Product name				
Element LD 60/220...240/1A4	ECG ambient temperature [ta]	45	-	-
	Temperature at tc-point [°C]	85	-	-
	Lifetime [h]	30000 <sup>1)</sup>	-	-

<sup>1)</sup> Max. 10% failure rate at tc max

### Additional product data

Encapsulated	No
--------------	----

### Capabilities

Dimmable	No
Overheating protection	Automatic switch off, reversible by manual mains reset
Overload protection	Automatic switch off, reversible by manual mains reset
Short-circuit protection	Automatic reversible
No-load proof	Yes
Max. cable length to lamp/LED module	2.0 m
Suitable for fixtures with prot. class	I / II
Type of connection, output side	Push terminal

### Certificates & standards

Approval marks – approval	CCC / CE / ENEC 10 / RCM
Standards	Acc. to IEC 61347-1/Acc. to IEC 61347-2-13/Acc. to IEC 62384/Acc. to IEC 61000-3-2/Acc. to CISPR 15/Acc. to IEC 61000-3-3/Acc. to IEC 61547
Protection class	II
Type of protection	IP20

### Logistical data









Temperature range at storage	-10...85 °C
------------------------------	-------------

### Download Data

File
------

## Product datasheet

---

	User instruction ELEMENT Constant Current LED Driver
	Product Datasheet 612044_Element Technical datasheet 60W
	Certificates 730563_VDE Certificate
	Certificates VDE ENEC Certificate 40038447
	Certificates 612430_ELEMENT CE declaration
	Certificates CCC Certificate 2018171002002203
	Declarations of conformity Declaration of Conformity ELEMENT LD
	CAD data 3-dim 642299_Element LD 60 STEP

---

## Logistical Data

Product code	Product description	Packaging unit (Pieces/Unit)	Dimensions (length x width x height)	Volume	Gross weight
4052899947139	Element LD 60/220...240/1A4	Shipping carton box 20	388 mm x 229 mm x 80 mm	7.11 dm <sup>3</sup>	4071.00 g

---

The mentioned product code describes the smallest quantity unit which can be ordered. One shipping unit can contain one or more single products. When placing an order, for the quantity please enter single or multiples of a shipping unit.

## Disclaimer

Subject to change without notice. Errors and omission excepted. Always make sure to use the most recent release.