

OTi DALI 80/220...240/1A6 LT2 L

OPTOTRONIC Intelligent | – Dimmable DALI SELV



Areas of application

- Linear lighting for office, education, storage areas and retail
- Installation in emergency lighting systems according to IEC 61347-2-13, appendix J
- Suitable for luminaires of protection class I

Product family benefits

- Fully programmable via software (DALI Interface)
- Flexible current setting (LEDset2)
- Lifetime: up to 100,000 h (temperature at $T_C = 65\text{ °C}$, max. 10 % failure rate)
- High-quality dimming of 1...100 % by amplitude dimming (except 80 W versions)
- High quality of light thanks to <1% output ripple current
- Very high efficiency
- Very low standby power consumption: < 0.15 W *
- Fulfill safety requirement due to overload, overtemperature, Hot Plug protection



Product datasheet

Versatile scope of application due to OSRAM DALI Technology:

- Easy to use in corridors and restrooms because of three-level Corridor function
- Touch DIM application: easy to control via pushbutton or sensor
- Energy efficient Touch DIM operation due to automatic switch-off at sufficient residual light
- Suitable for emergency Installations (acc. to EN 60598-2-22 and IEC 61347-2-13, appendix J) thanks to DC detection (0 Hz, pulsating DC), on/off switchable
- Feedback of power consumption and operating hours (Fit for SMART GRID)
- Suitable for buildings according to EPBD/BREEAM/LEED due to automatic Constant Lumen Output setting
- Luminaire information for easy maintenance

Product family features

- Line frequency: 0 Hz | 50 Hz | 60 Hz
- Versatile DALI window driver up to 80 W due to flexible output characteristic
- Supply voltage: 220...240 V
- Available with output current range: up to 2,100 mA
- Constant Lumen Output (CLO)
- Integrated customizable thermal management (Driver Guard)
- DALI-2 certified (Part -101,-102 and -207)

Technical data

Electrical data

Nominal input voltage	220...240 V
Mains frequency	0/50/60 Hz
Input voltage AC	198...264 V ¹⁾
Input voltage DC	176...276 V
Current set	DALI / LEDset / Programmable
Total harmonic distortion	< 20 %
Power factor λ	> 0.95 ²⁾
ECG efficiency	≥ 90 % ³⁾
Device power loss	8.5 W ⁴⁾
Power loss in stand-by mode	<0.5 W
Protective conductor current	<2.0 mA
Inrush current	53 A ⁵⁾
Max. ECG no. on circuit breaker 10 A (B)	8
Max. ECG no. on circuit breaker 16 A (B)	13
Max. ECG no. on circuit breaker 25 A (B)	-
Surge capability (L/N-Ground)	2 kV
Surge capability (L-N)	1 kV
Nominal output voltage	20...54 V ⁶⁾
U-OUT (working voltage)	< 60 V
Nominal output current	600...1550 mA ⁷⁾
Output current LEDset open	300 mA
Output current LEDset shorted	1400 mA
Default output current	300 mA ⁸⁾
Output current tolerance	± 3 %
Output ripple current (100 Hz)	< 1 %
Nominal output power	32...80 W
Galvanic isolation	SELV

¹⁾ Permitted voltage range

²⁾ Full load at 230 V

³⁾ At full load and 230 V

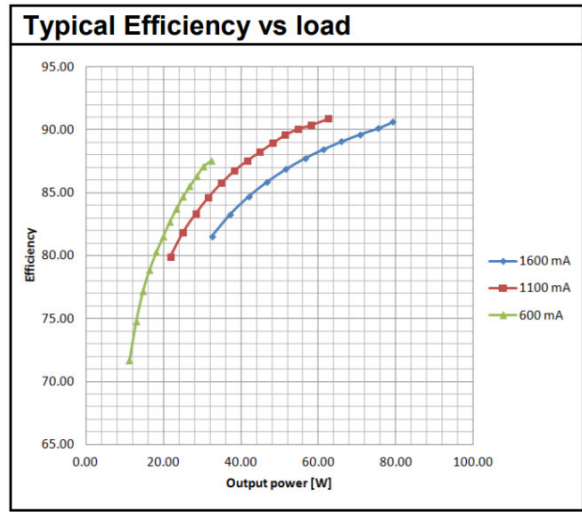
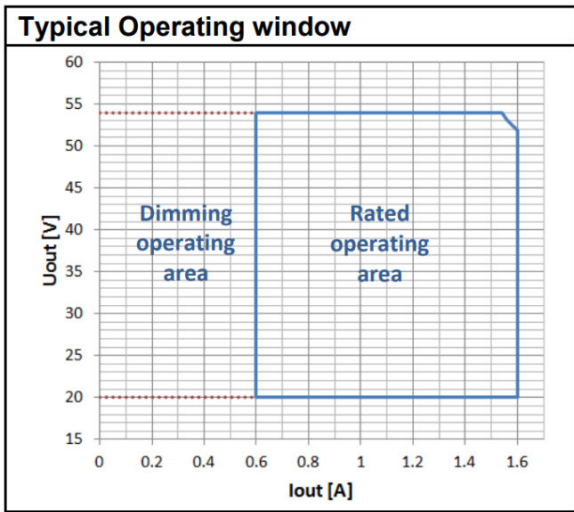
⁴⁾ Maximum

⁵⁾ At 200 μ s

⁶⁾ Maximum 60 V

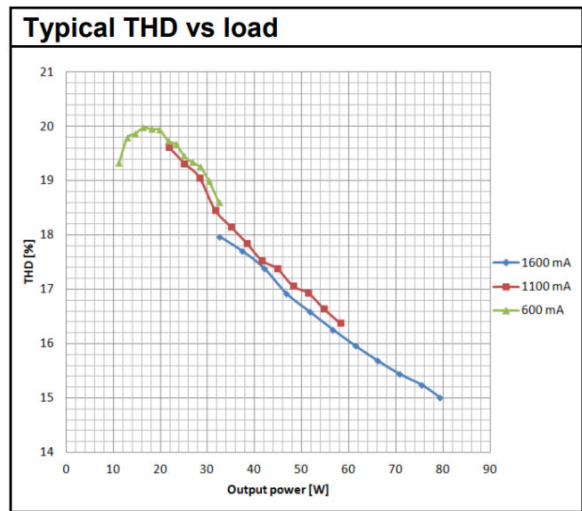
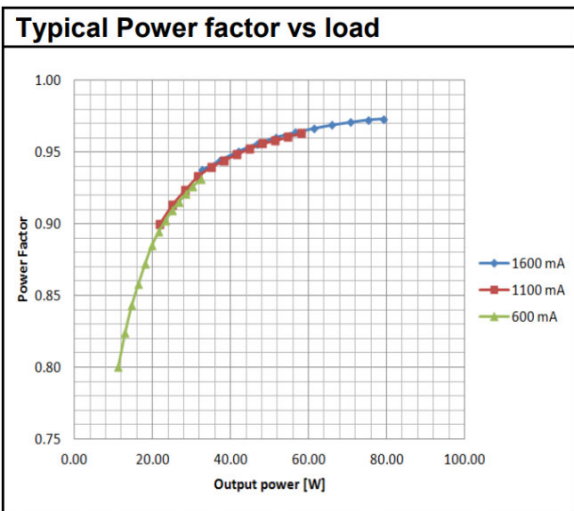
⁷⁾ ± 2 %

⁸⁾ LEDset deactivated



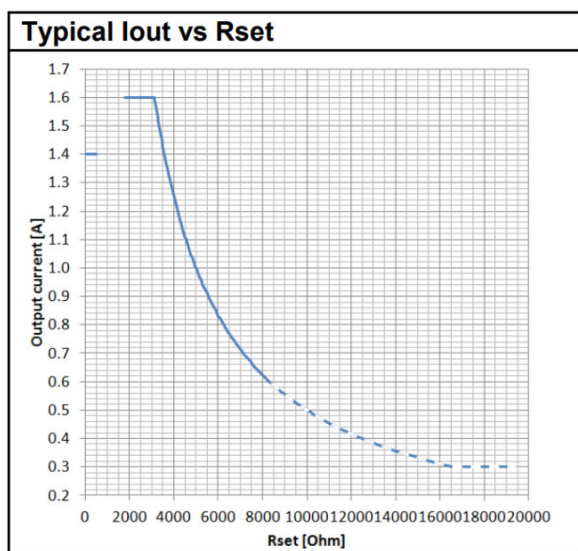
Operating Window

Typical Efficiency v Load 230 V 50 Hz



Typical Power Factor v Load

Typical THD v Load



Typical Iout v Rset LEDset2 mode

Dimensions & weight



Mounting hole spacing, length	350.0 mm
Product weight	285.00 g
Cable cross-section, input side	0.5...1.5 mm ² ¹⁾
Cable cross-section, output side	0.5...1.5 mm ² ¹⁾
Wire preparation length, input side	8.5...9.5 mm
Wire preparation length, output side	8.5...9.5 mm
Length	360.0 mm
Width	30.0 mm
Height	21.0 mm

¹⁾ Solid or flexible leads

Product datasheet

Colors & materials

Casing material	Metal
-----------------	-------

Temperatures & operating conditions

Ambient temperature range	-25...+50 °C
Maximum temperature at tc test point	80 °C
Max.housing temperature in case of fault	120 °C
Temperature range at storage	-25...85 °C
Permitted rel. humidity during operation	5...85 % ¹⁾

¹⁾ Maximum 56 days/year at 85 %

Lifespan

ECG lifetime	50000 / 100000 h ¹⁾
--------------	--------------------------------

¹⁾ At maximum $T_c = 75^\circ\text{C}$ / 10% failure rate / At $T_c = 65^\circ\text{C}$ / 10% failure rate

Additional product data

Encapsulated	No
--------------	----

Capabilities

Programming interface	DALI
Dimmable	Yes
Dimming interface	DALI / Touch DIM / Touch DIM Sensor
Dimming range	1...100 % ¹⁾
Dimming method	Amplitude Modulation / Pulse Width Modulation
Constant lumen function	Programmable
Overheating protection	Automatic reversible
Overload protection	Automatic reversible
Short-circuit protection	Automatic reversible
No-load proof	Yes
Max. cable length to lamp/LED module	2.0 m
Suitable for fixtures with prot. class	I
Suitable for emergency lighting	Yes
Type of connection, output side	Push terminal
Number of channels	1

¹⁾ For maximum nominal output current

Programming

Tuner4TRONIC	Yes
Tuner4TRONIC Field App	No

Product datasheet

Programming device	DALI / LEDset
--------------------	---------------

Programmable features

Operating Current	Yes
Tuning Factor	Yes
Constant Lumen	Yes
Lamp Operating Time	Yes
Thermal Protection	No
Driver Guard	Yes
DALI Settings	Yes
Emergency Mode	Yes
Luminaire Info	Yes
Configuration Lock	No
Soft Switch Off	Yes
Dim to Dark	Yes
TouchDIM + Sensor	Yes
Corridor Functionality	Yes
OEM Key	Yes






Certificates & standards

Approval marks – approval	CE / EL / ENEC 10 / VDE-EMC / CCC / RCM
Standards	Acc. to EN 61347-1/Acc. to EN 61347-2-13/Acc. to EN 55015/Acc. to EN 61547/Acc. to EN 61000-3-2/Acc. to EN 62384
Type of protection	IP20

Logistical data

Commodity code	850440829000
----------------	--------------

Download Data

File	
	Product Datasheet 491301_Datasheet_OTi DALI 80220-2401A6 LT2 L
	Certificates OT ENEC 40038447 291019
	Certificates 489311_CB Certificate OTi DALI LT2 L
	Certificates 494640_CE Declaration OTi DALI linear
	Certificates VDE EMC Certificate 40038827

Product datasheet



Declarations of conformity
EU Declaration of Conformity 3366462



CAD data 3-dim
546351_OTi-DALI XX LT2 L

Logistical Data

Product code	Product description	Packaging unit (Pieces/Unit)	Dimensions (length x width x height)	Volume	Gross weight
4052899028074	OTi DALI 80/220...240/1A6 LT2 L	Shipping carton box 20	385 mm x 160 mm x 100 mm	6.16 dm ³	6046.00 g

The mentioned product code describes the smallest quantity unit which can be ordered. One shipping unit can contain one or more single products. When placing an order, for the quantity please enter single or multiples of a shipping unit.

Data privacy

This OSRAM driver can be configured using the Tuner4TRONIC software. This requires registering on www.myosram.com and downloading the Tuner4TRONIC software from the Internet. The Tuner4TRONIC software enables users to access and view the operational data of a luminaire or driver via the corresponding programming interfaces. A password key (Config Lock) must be set up in the driver via the Tuner4TRONIC software in order to control which users can access and view operational data. Follow the instructions for password setup. To grant an external person or company rights to access or view operational data, you can assign password keys. In this case, however, you are responsible for ensuring that the third party concerned takes notice of the information described here. However, OSRAM can read out operating data from devices for maintenance and service purposes even when a password key has been assigned. In individual cases, OSRAM will also use its access rights in order to optimize or improve driver hardware and driver functions. In accordance with data privacy principles, any user of operating data (luminaire manufacturers, third parties with access rights) must ensure that personal data (e.g. name, address, location IDs) are only merged with the prior written consent of the person (end user) concerned. The respective user of the operating data is responsible for providing evidence of consent.

Disclaimer

Subject to change without notice. Errors and omission excepted. Always make sure to use the most recent release.